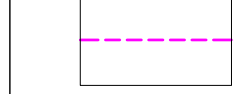


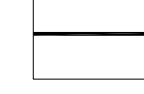
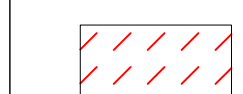
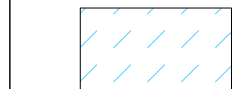
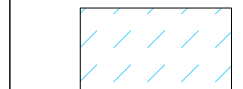


**LEGENDA:**

- |   |                                       |   |                               |
|---|---------------------------------------|---|-------------------------------|
|  | Confine comunale                      |  | ATTIVITA' PRODUTTIVA "TIPO 2" |
|  | ATTIVITA' PRODUTTIVA "TIPO 1"         |  | Perimetro attività            |
|  | Attività produttiva in zona impropria |  | Allevamento ittico estensivo  |
|  | Allevamento ittico intensivo          |   |                               |

